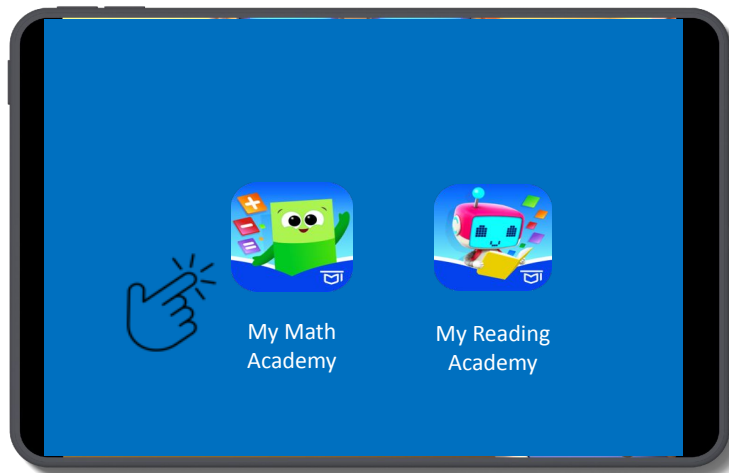
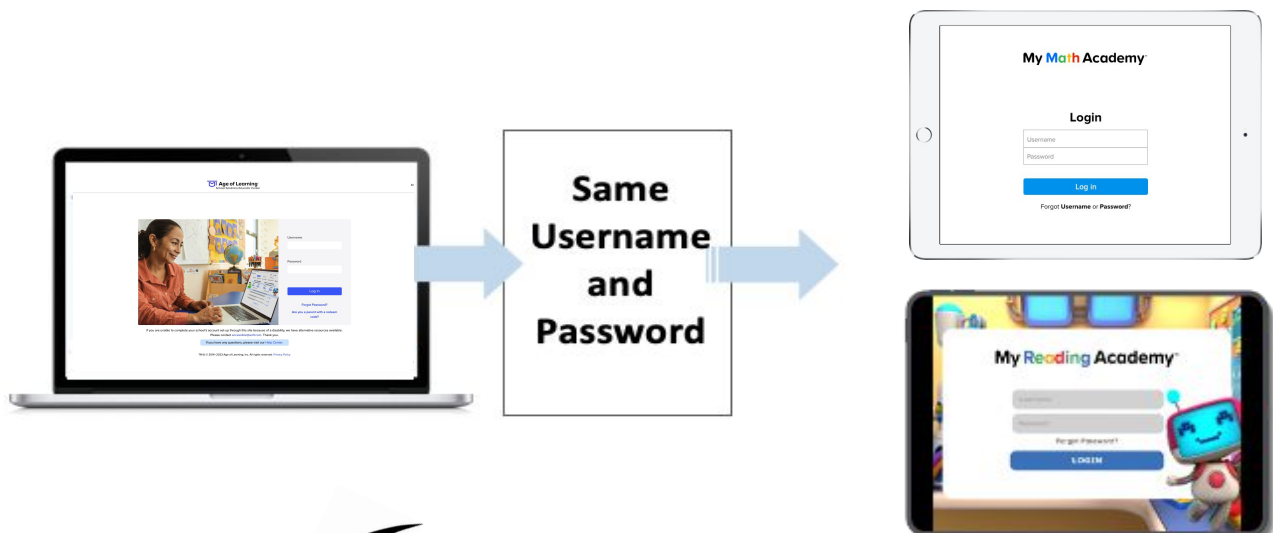


To log your class into the *My Math Academy* and/or *My Reading Academy* Apps, please follow the directions below.

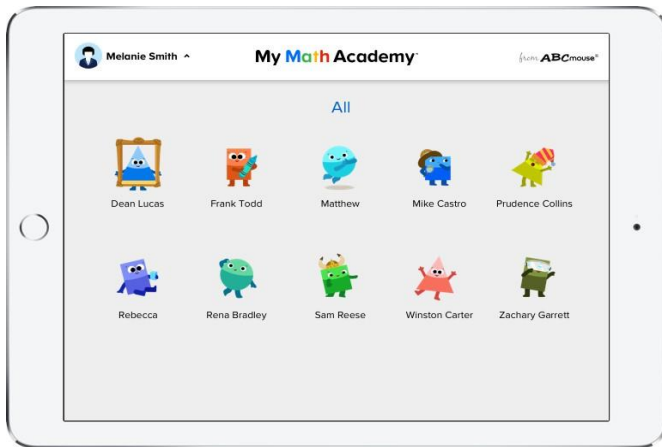
**Step 1: Select *My Math Academy* or *My Reading Academy* in the student device.**



**Step 2: On the login screen, enter the same email and password you created for the [Educator Center](#).**

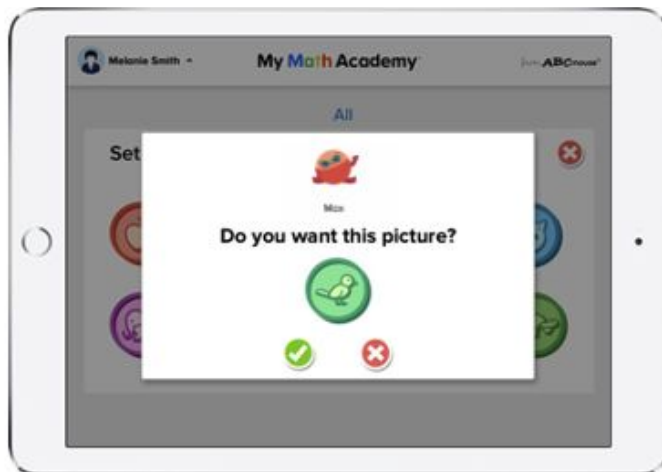


**Step 3: After you log in, all the students in your roster will appear.**



**Step 4: Students will log in by selecting their name and password.**

The first time a student logs in to their account, the student will be asked to set a picture password that will be used for future logins.



First time student login



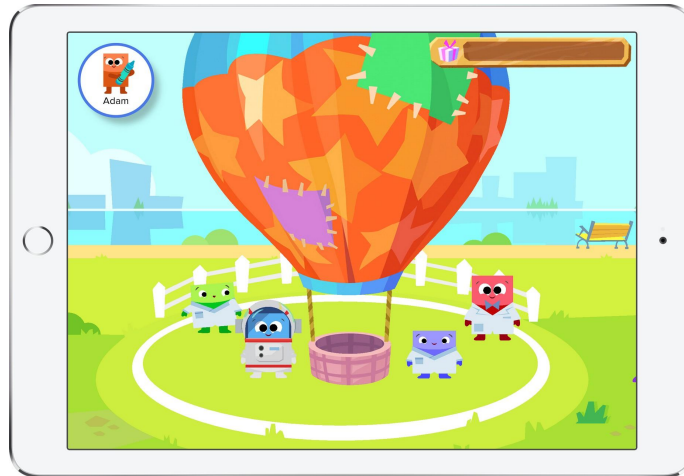
Student login following password selection

*Note: Since My Math Academy and my Reading Academy are adaptive and collect data about what your students know, it is important that they log in to the correct student account. Remind students to always select their own name.*



## Step 5: Once students log in, they can start playing *My Math Academy* and *My Reading Academy*.

The first time students interact with *My Math Academy*, they will be prompted to complete a short placement test. After the placement test is completed, students can launch activities by placing a Shapey into the hot air balloon.



The first time students interact with *My Reading Academy*, they be prompted to complete a short placement test. After the placement test, students will begin playing by selecting an activity from the bookshelf.



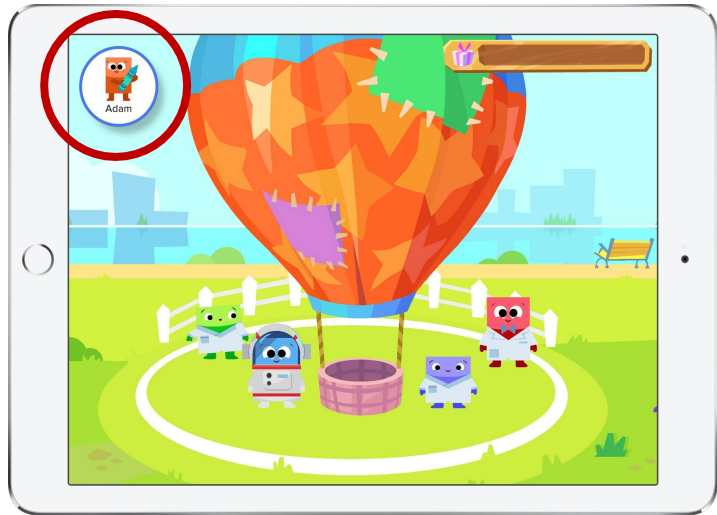
### Note:

- To learn about the student experience during “placement,” click [here](#).
- Student usage is recorded when students are actively playing and completing activities. Remind students to place the Shapeys into the hot air balloon to begin playing *My Math Academy* and to select a book from the bookshelf to start playing *My Reading Academy*.

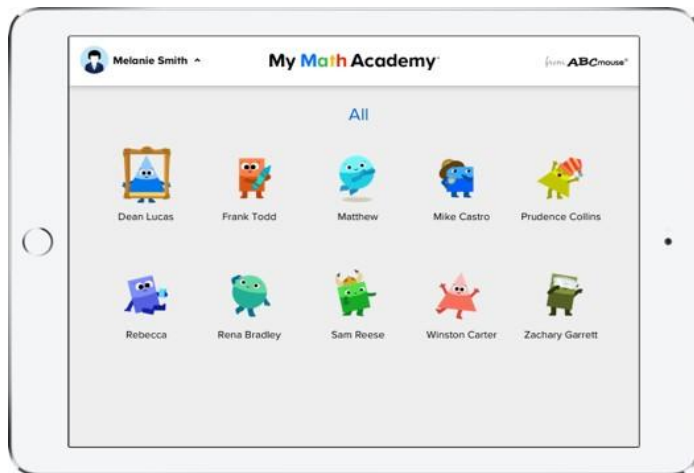


# Switching Between Student Accounts

1. Students will select their name at the top of the screen to return to the class login page.



2. On the class login page, the next student can begin playing.



**Note:**

- To learn how to download and/or reset your students' passwords, click [here](#).